

[Print Form\(s\)](#)[Return](#)

## Equity in Athletics 2009

Institution: Seton Hill University (215947)

User ID: E92159471

### Screening Questions

Please answer these questions carefully as your responses will determine which subsequent data entry screens are appropriate for your institution.

1. How will you report Operating Expenses (i.e., Game Day expenses)?

- By Team
  Per Participant

2. Select the type of varsity sports teams at your institution.

- Men's Teams Only
  Women's Teams Only  
 Both Men's Teams and Women's Teams
  Men's Teams and Coed Teams  
 Women's Teams and Coed Teams
  Men's Teams and Women's Teams and Coed Teams  
 Coed Teams Only

3. Do you have any assistant coaches?

- Yes
  Men's Teams  
 Women's Teams  
 Coed Teams  
 No

Institution: Seton Hill University (215947)

User ID: E92159471

## Sports Selection - Men's and Women's Teams

Select the varsity sports teams at your institution.

Sport	Men's	Women's	Sport	Men's	Women's
Archery	<input type="checkbox"/>	<input type="checkbox"/>	Badminton	<input type="checkbox"/>	<input type="checkbox"/>
Baseball	<input checked="" type="checkbox"/>		Basketball	<input checked="" type="checkbox"/>	<input checked="" type="checkbox"/>
Beach Volleyball	<input type="checkbox"/>	<input type="checkbox"/>	Bowling	<input type="checkbox"/>	<input type="checkbox"/>
Cross Country	<input type="checkbox"/>	<input type="checkbox"/>	Diving	<input type="checkbox"/>	<input type="checkbox"/>
Equestrian	<input type="checkbox"/>	<input checked="" type="checkbox"/>	Fencing	<input type="checkbox"/>	<input type="checkbox"/>
Field Hockey		<input checked="" type="checkbox"/>	Football	<input checked="" type="checkbox"/>	
Golf	<input checked="" type="checkbox"/>	<input checked="" type="checkbox"/>	Gymnastics	<input type="checkbox"/>	<input type="checkbox"/>
Ice Hockey	<input type="checkbox"/>	<input type="checkbox"/>	Lacrosse	<input checked="" type="checkbox"/>	<input checked="" type="checkbox"/>
Rifle	<input type="checkbox"/>	<input type="checkbox"/>	Rodeo	<input type="checkbox"/>	<input type="checkbox"/>
Rowing	<input type="checkbox"/>	<input type="checkbox"/>	Sailing	<input type="checkbox"/>	<input type="checkbox"/>
Skiing	<input type="checkbox"/>	<input type="checkbox"/>	Soccer	<input checked="" type="checkbox"/>	<input checked="" type="checkbox"/>
Softball		<input checked="" type="checkbox"/>	Squash	<input type="checkbox"/>	<input type="checkbox"/>
Swimming	<input type="checkbox"/>	<input type="checkbox"/>	Swimming and Diving (combined)	<input type="checkbox"/>	<input type="checkbox"/>
Synchronized Swimming		<input type="checkbox"/>	Table Tennis	<input type="checkbox"/>	<input type="checkbox"/>
Team Handball	<input type="checkbox"/>	<input type="checkbox"/>	Tennis	<input checked="" type="checkbox"/>	<input checked="" type="checkbox"/>
Track and Field (Indoor)	<input type="checkbox"/>	<input type="checkbox"/>	Track and Field (Outdoor)	<input type="checkbox"/>	<input type="checkbox"/>
Track and Field and Cross Country (combined)	<input checked="" type="checkbox"/>	<input checked="" type="checkbox"/>	Volleyball	<input type="checkbox"/>	<input checked="" type="checkbox"/>
Water Polo	<input type="checkbox"/>	<input type="checkbox"/>	Weight Lifting	<input type="checkbox"/>	<input type="checkbox"/>
Wrestling	<input checked="" type="checkbox"/>	<input type="checkbox"/>	<u>Other Sports (Specify sports in the caveat box.)*</u>	<input type="checkbox"/>	<input type="checkbox"/>

CAVEAT

\* If you indicated in the caveat box that your other sports are Dancing and/or Cheerleading, please also specify in the caveat box that your institution has a letter from the Office of Civil Rights confirming that the OCR has determined that Dancing and/or Cheerleading are varsity sports at your institution.

If after leaving this screen you return to it to add a sport, be sure to include associated data for that sport on subsequent screens. If you return to this screen to delete a sport, all associated data for that sport will be deleted from subsequent screens as well.

Institution: Seton Hill University (215947)

User ID: E92159471


## Athletics Participation - Men's and Women's Teams

**Athletics Participation**

Number of participants as of the day of the first scheduled contest

Varsity Teams	Men's Teams	Women's Teams
Baseball	32	
Basketball	17	13
Equestrian		15
Field Hockey		18
Football	87	
Golf	7	5
Lacrosse	47	18
Soccer	24	21
Softball		20
Tennis	7	7
Track and Field and Cross Country (combined)	44	91
Volleyball		15
Wrestling	25	
<b>Total Participants Men's and Women's Teams</b>	<b>290</b>	<b>223</b>
Unduplicated Count of Participants (If an individual participates on more than one team, count that individual only once on this line.)	278	164

CAVEAT



Institution: Seton Hill University (215947)

User ID: E92159471

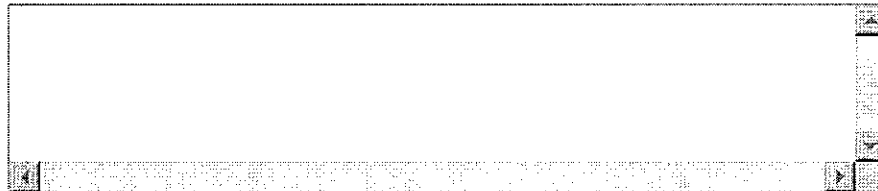
## Head Coaches - Men's Teams

### Head Coaches - Men's Teams

A full-time head coach is an individual who coaches one team full-time and is a full-time employee of the school.

Varsity Teams	Male Head Coaches				Female Head Coaches				Total Head Coaches
	Full-Time Coaching Duties	Part-Time Coaching Duties	Full-Time University Employee	Part-Time University Employee or Volunteer	Full-Time Coaching Duties	Part-Time Coaching Duties	Full-Time University Employee	Part-Time University or Volunteer	
Baseball	1		1						1
Basketball	1		1						1
Football	1		1						1
Golf		1	1						1
Lacrosse	1		1						1
Soccer	1		1						1
Tennis		1	1						1
Track and Field and Cross Country (combined)	1		1						1
Wrestling	1		1						1
Coaching Position Totals	7	2	9	0	0	0	0	0	9

CAVEAT



Institution: Seton Hill University (215947)

User ID: E92159471


## Head Coaches - Women's Teams

### Head Coaches - Women's Teams

A full-time head coach is an individual who coaches one team full-time and is a full-time employee of the school.

Varsity Teams	Male Head Coaches				Female Head Coaches				Total Head Coaches
	Full-Time Coaching Duties	Part-Time Coaching Duties	Full-Time University Employee	Part-Time University Employee or Volunteer	Full-Time Coaching Duties	Part-Time Coaching Duties	Full-Time University Employee	Part-Time University Employee or Volunteer	
Basketball					1		1		1
Equestrian						1		1	1
Field Hockey					1		1		1
Golf						1		1	1
Lacrosse					1		1		1
Soccer	1		1						1
Softball					1		1		1
Tennis		1	1						1
Track and Field and Cross Country (combined)		1	1						1
Volleyball		1		1					1
Coaching Position Totals	1	3	3	1	4	2	4	2	10

CAVEAT



Institution: Seton Hill University (215947)

User ID: E92159471

## Head Coaches' Salaries - Men's and Women's Teams

**Head Coaches' Salaries**

Enter salaries and bonuses only. Do not include benefits on this screen. Do not include volunteer head coaches in calculating average salary and average FTE.

	Men's Teams	Women's Teams
Average Annual Institutional Salary per Head Coach	34,824	23,755
Number of Head Coaches Included in Average	9	10
Number of Volunteer Head Coaches not Included in the Average	0	0
Average Annual Institutional Salary per Full-time equivalent (FTE)	39,177	32,766
Number of Full-time equivalents (FTEs) Included in Average	8.00	7.25

CAVEAT

Institution: Seton Hill University (215947)

User ID: E92159471


## Assistant Coaches - Men's Teams

**Assistant Coaches - Men's Teams**

A full-time assistant coach is an individual who coaches one team full-time and is a full-time employee of the school.

Varsity Teams	Male Assistant Coaches				Female Assistant Coaches				Total Assistant Coaches
	Full-Time Coaching Duties	Part-Time Coaching Duties	Full-Time University Employee	Part-Time University Employee or Volunteer	Full-Time Coaching Duties	Part-Time Coaching Duties	Full-Time University Employee	Part-Time University Employee or Volunteer	
Baseball	<input type="text"/>	<input type="text" value="3"/>	<input type="text"/>	<input type="text" value="3"/>	<input type="text"/>	<input type="text"/>	<input type="text"/>	<input type="text"/>	3
Basketball	<input type="text" value="1"/>	<input type="text"/>	<input type="text" value="1"/>	<input type="text"/>	<input type="text"/>	<input type="text"/>	<input type="text"/>	<input type="text"/>	1
Football	<input type="text" value="5"/>	<input type="text" value="3"/>	<input type="text" value="5"/>	<input type="text" value="3"/>	<input type="text"/>	<input type="text"/>	<input type="text"/>	<input type="text"/>	8
Golf	<input type="text"/>	<input type="text"/>	<input type="text"/>	<input type="text"/>	<input type="text"/>	<input type="text"/>	<input type="text"/>	<input type="text"/>	0
Lacrosse	<input type="text"/>	<input type="text" value="2"/>	<input type="text"/>	<input type="text" value="2"/>	<input type="text"/>	<input type="text"/>	<input type="text"/>	<input type="text"/>	2
Soccer	<input type="text"/>	<input type="text" value="2"/>	<input type="text"/>	<input type="text" value="2"/>	<input type="text"/>	<input type="text"/>	<input type="text"/>	<input type="text"/>	2
Tennis	<input type="text"/>	<input type="text"/>	<input type="text"/>	<input type="text"/>	<input type="text"/>	<input type="text"/>	<input type="text"/>	<input type="text"/>	0
Track and Field and Cross Country (combined)	<input type="text"/>	<input type="text" value="2"/>	<input type="text"/>	<input type="text" value="2"/>	<input type="text"/>	<input type="text" value="1"/>	<input type="text"/>	<input type="text" value="1"/>	3
Wrestling	<input type="text"/>	<input type="text" value="2"/>	<input type="text"/>	<input type="text" value="2"/>	<input type="text"/>	<input type="text"/>	<input type="text"/>	<input type="text"/>	2
Coaching Position Totals	6	14	6	14	0	1	0	1	21

CAVEAT



Institution: Seton Hill University (215947)

User ID: E92159471

## Assistant Coaches - Women's Teams

### Assistant Coaches - Women's Teams

A full-time assistant coach is an individual who coaches one team full-time and is a full-time employee of the school.

Varsity Teams	Male Assistant Coaches				Female Assistant Coaches				Total Assistant Coaches
	Full-Time Coaching Duties	Part-Time Coaching Duties	Full-Time University Employee	Part-Time University Employee or Volunteer	Full-Time Coaching Duties	Part-Time Coaching Duties	Full-Time University Employee	Part-Time University Employee or Volunteer	
Basketball	<input type="text"/>	<input type="text" value="1"/>	<input type="text" value="1"/>	<input type="text"/>	<input type="text"/>	<input type="text" value="1"/>	<input type="text"/>	<input type="text" value="1"/>	2
Equestrian	<input type="text"/>	<input type="text"/>	<input type="text"/>	<input type="text"/>	<input type="text"/>	<input type="text"/>	<input type="text"/>	<input type="text"/>	0
Field Hockey	<input type="text"/>	<input type="text"/>	<input type="text"/>	<input type="text"/>	<input type="text"/>	<input type="text" value="1"/>	<input type="text"/>	<input type="text" value="1"/>	1
Golf	<input type="text"/>	<input type="text"/>	<input type="text"/>	<input type="text"/>	<input type="text"/>	<input type="text"/>	<input type="text"/>	<input type="text"/>	0
Lacrosse	<input type="text"/>	<input type="text"/>	<input type="text"/>	<input type="text"/>	<input type="text"/>	<input type="text" value="1"/>	<input type="text"/>	<input type="text" value="1"/>	1
Soccer	<input type="text"/>	<input type="text" value="1"/>	<input type="text"/>	<input type="text" value="1"/>	<input type="text"/>	<input type="text"/>	<input type="text"/>	<input type="text"/>	1
Softball	<input type="text"/>	<input type="text"/>	<input type="text"/>	<input type="text"/>	<input type="text"/>	<input type="text" value="1"/>	<input type="text"/>	<input type="text" value="1"/>	1
Tennis	<input type="text"/>	<input type="text"/>	<input type="text"/>	<input type="text"/>	<input type="text"/>	<input type="text"/>	<input type="text"/>	<input type="text"/>	0
Track and Field and Cross Country (combined)	<input type="text"/>	<input type="text" value="2"/>	<input type="text"/>	<input type="text" value="2"/>	<input type="text"/>	<input type="text" value="1"/>	<input type="text"/>	<input type="text" value="1"/>	3
Volleyball	<input type="text"/>	<input type="text" value="1"/>	<input type="text"/>	<input type="text" value="1"/>	<input type="text"/>	<input type="text" value="1"/>	<input type="text"/>	<input type="text" value="1"/>	2
Coaching Position Totals	0	5	1	4	0	6	0	6	11

CAVEAT



Institution: Seton Hill University (215947)

User ID: E92159471

## Assistant Coaches' Salaries - Men's and Women's Teams

### Assistant Coaches' Salaries

Enter salaries and bonuses only. Do not include benefits on this screen. Do not include volunteer assistant coaches in calculating average salary and average FTE.

	Men's Teams	Women's Teams
Average Annual Institutional Salary per Assistant Coach	<input type="text" value="10,010"/>	<input type="text" value="3,270"/>
Number of Assistant Coaches Included in Average	<input type="text" value="21"/>	<input type="text" value="11"/>
Number of Volunteer Assistant Coaches not Included in the Average	<input type="text"/>	<input type="text"/>
Average Annual Institutional Salary per Full-time equivalent (FTE)	<input type="text" value="21,560"/>	<input type="text" value="7,573"/>
Number of Full-time equivalents (FTEs) Included in Average	<input type="text" value="9.75"/>	<input type="text" value="4.75"/>

CAVEAT

Institution: Seton Hill University (215947)

User ID: E92159471

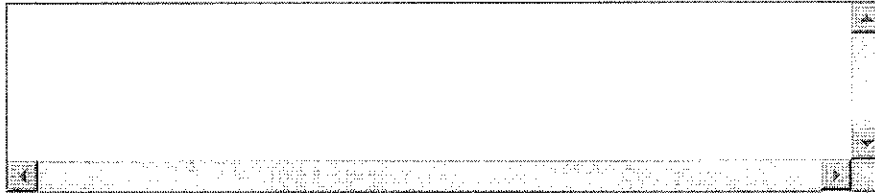
## Athletically Related Student Aid - Men's and Women's Teams

### Athletically Related Student Aid

Athletically related student aid is any scholarship, grant, or other form of financial assistance, offered by an institution, the terms of which require the recipient to participate in a program of intercollegiate athletics at the institution. Other student aid, of which a student-athlete simply happens to be the recipient, is not athletically related student aid. If you do not have any aid to report, enter a 0.

	Men's Teams	Women's Teams	Total
Total	1,999,878	1,144,941	3,144,819
Ratio (percent)	64	36	100%

### CAVEAT



Institution: Seton Hill University (215947)

User ID: E92159471

## Recruiting Expenses - Men's and Women's Teams

### Recruiting Expenses

Recruiting expenses are all expenses an institution incurs attributable to recruiting activities. This includes, but is not limited to, expenses for lodging, meals, telephone use, and transportation (including vehicles used for recruiting purposes) for both recruits and personnel engaged in recruiting, and other expenses for official and unofficial visits, and all other expenses related to recruiting. If you do not have any recruiting expenses to report, enter a 0.

	Men's Teams	Women's Teams	Total
Total	<input type="text" value="26,906"/>	<input type="text" value="14,932"/>	41,838

CAVEAT

Institution: Seton Hill University (215947)

User ID: E92159471


## Operating Expenses (i.e., Game-Day Expenses) - Men's and Women's Teams by Team

**Operating Expenses by Team**

Operating expenses are all expenses an institution incurs attributable to home, away, and neutral-site intercollegiate athletic contests (commonly known as "game-day expenses"), for (A) Lodging, meals, transportation, uniforms, and equipment for coaches, team members, support staff (including, but not limited to team managers and trainers), and others; and (B) Officials.

Varsity Teams	Participants	Men's Teams		Women's Teams		Total Operating Expenses	
		Operating Expenses per Participant	By Team	Participants	Operating Expenses per Participant		By Team
Basketball	17	1,804	30,670	13	2,197	28,560	59,230
Football	87	694	60,346				60,346
Baseball	32	618	19,784				19,784
Equestrian				15	363	5,443	5,443
Field Hockey				18	1,467	26,406	26,406
Golf	7	1,658	11,609	5	1,231	6,155	17,764
Lacrosse	47	654	30,737	18	1,240	22,318	53,055
Soccer	24	878	21,075	21	1,127	23,666	44,741
Softball				20	1,451	29,016	29,016
Tennis	7	710	4,972	7	855	5,987	10,959
Track and Field and Cross Country (combined)	44	404	17,756	91	206	18,777	36,533
Volleyball				15	1,150	17,255	17,255
Wrestling	25	615	15,385				15,385
<b>Total Operating Expenses Men's and Women's Teams</b>	<b>290</b>		<b>212,334</b>	<b>223</b>		<b>183,583</b>	<b>395,917</b>

CAVEAT



Institution: Seton Hill University (215947)

User ID: E92159471


## Total Expenses - Men's and Women's Teams

**Expenses by Team**

Expenses are all expenses attributable to intercollegiate athletic activities. This includes appearance guarantees and options, athletically related student aid, contract services, equipment, fundraising activities, operating expenses, promotional activities, recruiting expenses, salaries and benefits, supplies, travel, and any other expenses attributable to intercollegiate athletic activities.

Varsity Teams	Men's Teams	Women's Teams	Total
Basketball	412,477	351,322	763,799
Football	1,354,973		1,354,973
Baseball	331,265		331,265
Equestrian		129,596	129,596
Field Hockey		178,968	178,968
Golf	42,599	32,867	75,466
Lacrosse	288,115	185,783	473,898
Soccer	258,975	278,204	537,179
Softball		214,490	214,490
Tennis	25,442	41,612	67,054
Track and Field and Cross Country (combined)	230,658	240,409	471,067
Volleyball		175,340	175,340
Wrestling	229,606		229,606
Total Expenses of all Sports, Except Football and Basketball, Combined	1,406,660	1,477,269	2,883,929
Total Expenses Men's and Women's Teams	3,174,110	1,828,591	5,002,701
Not Allocated by Gender/Sport			565,521
Grand Total Expenses			5,568,222

CAVEAT



Institution: Seton Hill University (215947)

User ID: E92159471


## Total Revenues - Men's and Women's Teams

**Revenues by Team**

Revenues are all revenues attributable to intercollegiate athletic activities. This includes revenues from appearance guarantees and options, an athletic conference, tournament or bowl games, concessions, contributions from alumni and others, institutional support, program advertising and sales, radio and television, royalties, signage and other sponsorships, sport camps, state or other government support, student activity fees, ticket and luxury box sales, and any other revenues attributable to intercollegiate athletic activities.

Varsity Teams	Men's Teams	Women's Teams	Total
Basketball	434,702	352,373	787,075
Football	1,377,174		1,377,174
Baseball	395,246		395,246
Equestrian		135,213	135,213
Field Hockey		183,563	183,563
Golf	42,599	32,867	75,466
Lacrosse	296,382	190,979	487,361
Soccer	266,582	278,469	545,051
Softball		222,668	222,668
Tennis	25,442	41,682	67,124
Track and Field and Cross Country (combined)	230,658	251,271	481,929
Volleyball		176,633	176,633
Wrestling	234,475		234,475
Total Revenues of all Sports, Except Football and Basketball, Combined	1,491,384	1,513,345	3,004,729
Total Revenues Men's and Women's Teams	3,303,260	1,865,718	5,168,978
Not Allocated by Gender/Sport			593,509
Grand Total for all Teams (includes by team and not allocated by gender/sport)			5,762,487

**CAVEAT**



Institution: Seton Hill University (215947)

User ID: E92159471

## Summary - Men's and Women's Teams

### Revenues and Expenses Summary

	Men's Teams	Women's Teams	Total
1 Total of Head Coaches' Salaries	313,416	237,550	550,966
2 Total of Assistant Coaches' Salaries	210,210	35,970	246,180
3 Total Salaries (Lines 1+2)	523,626	273,520	797,146
4 Athletically Related Student Aid	⊗ 1,999,878	⊗ 1,144,941	3,144,819
5 Recruiting Expenses	26,906	14,932	41,838
6 Operating Expenses	212,334	183,583	395,917
7 Summary of Subset Expenses (Lines 3+4+5+6)	2,762,744	1,616,976	4,379,720
8 Total Expenses	3,174,110	1,828,591	5,002,701
9 Total Expenses Minus Subset Expenses (Line 8 - Line 7)	411,366	211,615	622,981
10 Not Allocated Expenses			565,521
11 Grand Total Expenses (Lines 8+10)			5,568,222
12 Total Revenues	3,303,260	1,865,718	5,168,978
13 Not Allocated Revenues			593,509
14 Grand Total Revenues (Lines 12+13)			5,762,487
15 Total Revenues Minus Expenses (Line 12- Line 8)	129,150	37,127	166,277
16 Grand Total Revenues Minus Grand Total Expenses (Line 14- Line 11)			⊗ 194,265

Please review this screen carefully. The amount of Grand Total Revenues must be equal to or greater than the amount of Grand Total Expenses before you can lock your survey data. If it is not, you must go back and correct the amounts you entered on the Total Revenues and/or Total Expenses screen(s).

Remember that your Total Revenues and Total Expenses screens must include amounts you entered on some of the other screens. That is:

- The amount you entered on the Athletically Related Student Aid screen must be included with all of your other revenues (budget, ticket sales, etc.) on the Total Revenues screen. For detailed information on what to include in Total Revenues, click on 'Click here for screen instructions' on the Total Revenues screen.
- The amount you entered on the Operating Expenses, Recruiting Expenses, and Athletically Related Student Aid screens must be included with all of your other expenses (salaries and benefits, equipment, etc.) on the Total Expenses screen. For detailed information about what to include in Total Expenses, click on 'Click here for screen instructions' on the Total Expenses screen.

To return to the data entry screens to make corrections, click on the link in the menu on the left of this screen.

To proceed to the Supplemental Information screen, click on that link in the menu or click on the 'Next' button on the bottom of this screen.


Institution: Seton Hill University (215947)

User ID: E92159471

## Supplemental Information

### Supplemental Information

This screen is optional. You may use it to provide additional information to help the reader better understand the data you have provided in this survey, or to help a prospective student-athlete make an informed choice of an athletic program. If you do not want to enter any supplemental information, please leave this screen blank.



<a href="#">Print Form(s)</a>	<a href="#">Return</a>
-------------------------------	------------------------